


MacKillop College

1:1 Notebook Induction Program



MacKillop College Werribee

Celebrating all life. Challenging all people. Dreaming the new day.



Taking *personal responsibility*
for the **school-owned**
notebook



MacKillop College Werribee

Celebrating all life. Challenging all people. Dreaming the new day.



Why School Owned?

- Consistency of software applications in classes
- A maintained notebook image with regular and timely servicing and updates
 - At least one yearly re-imaging of all notebooks
- Can easily distribute commercially or school-based e-text when necessary
- Ability for school to **legally** place school-licensed specialised software on student borrowed notebooks
- Licensed and updated virus protection software
- Includes MS Office Professional



What does School Owned mean?

- The notebook is school owned property
- Student borrows notebooks for 24/7 access
- School fees are all inclusive (except insurance claims and repairs)
- Notebooks are returned to College at end of 3 years
- Servicing of equipment **will only occur** through school ICCT services department



What have my Parents/Guardians and I signed?

- Application to Borrow a school notebook
 - What does this mean?
- Student Acceptable Use Agreement
- Where can I find these?
 - MacKillop Website > Information > [Notebook Program](#)



MacKillop College Werribee

Celebrating all life. Challenging all people. Dreaming the new day.



What is the difference between
warranty and insurance?

What is *your* responsibility?



MacKillop College Werribee

Celebrating all life. Challenging all people. Dreaming the new day.



Insurance

- \$250 excess
 - Means your family pays for the first \$250 of any insurance claim
 - Generally screens, whole notebook casings and motherboards (spillage etc.) are >\$250
 - Other damage such as loss of power adapter, keyboard, touchpad etc. are <\$250 therefore no insurance claim so you will be charged the whole amount
- Your parents/guardians have entrusted you with a significant responsibility



Let's look at the Notebook

- Outside protective TechSkin
 - You can have appropriate stickers on the outer but **NOTHING** inside or underneath
 - Any displays must be MacKillop appropriate
 - If you can't show Grandma / Nonna then don't show us!
 - Replacement of techskin due to inappropriate imagery/text = \$15



Storing the Power Pack

- Important that the power pack/lead is stored correctly
- Watch demo carefully!
 - DO NOT roll lead around the power pack - continual bending will damage the cord and connection to pack
 - Loop lead, gather beside power pack then store



Your Notebook Permissions

- You have full permissions other than
 - Colour Schemes and Themes have been locked down
- You can personalize the background image
- If anything goes wrong on software side we **re-image which means all data/additional programs are lost on notebook**
- You can load school software via the Software Centre



Passwords



MacKillop College Werribee

Celebrating all life. Challenging all people. Dreaming the new day.



Passwords

- ≥ 8 characters
- Easily remembered
- Alphanumeric (letter and number)
- No spaces
- Do not overuse capitals
- Do not use these symbols
- ! # \$ % & ^ () [] + = { } / \ ? , .



Opening the Notebook (1)

- Open notebook
- Turn on after direction from teacher
- It may take a while but be patient
- Logon using your username/password
- Accept User Policy and wait for the Intranet page to be displayed on your screen.
- Press Ctrl-ALT-Delete to change password
- Shut down your notebook completely



Re-starting the Notebook (2)

- Turn on notebook
- It won't take as long as last time
- Logon using your username and new password
- This process won't be as long as last time as your profile is now sitting on the machine
- Accept user policy and wait for the Intranet page to be displayed on your screen.



Moving into Hibernation ... I just can't bear it! Bazinga!

- Close the notebook lid
- Notebook will go into a hibernation state
- Wait one minute
- Open lid and you will be asked to logon to computer
- Your initial screen prior to closing down will reappear in a very short period of time.



Shutting Down your notebook

- ALWAYS SHUT DOWN notebook at the end of the day's work
- Allows for updates to occur
- Refreshes the notebook each day
- Keeps your notebook running fast



MacKillop College Werribee

Celebrating all life. Challenging all people. Dreaming the new day.



The Battery – HOMEWORK!

- Run notebook (try a Youtube movie😊) without AC adapter power **until low-power warning appears**, then recharge by plugging in power adapter
- Tomorrow night - do the same
- The next night – do the same
- You have up to 1000 charge cycles on these new batteries



Saving Battery Life

- Always recharge overnight if notebook has been in use that day
- Always shutdown if fully recharged
- ***Never leave in hibernation overnight***
- Never work directly off USB flash drives
 - Only use these for back up purposes



The THREE GOLDEN RULES

- Back up, Backup and Back up
- Then backup again!
- Loss of data on notebook is not considered a legitimate excuse for not handing work in on time
- You are responsible for maintaining a correct back up procedure



BACK UP YOUR DATA!

- Always save to your notebook then back up your data on your network's G:\ drive while at school
= 1 gb
- Never depend on your USB as the primary means of back up or storage
- USB flash loss and USB flash failure are the biggest problems many students have had over the years ... believe us, we have gone through a truck load of tissues with bucket loads of tears!



Let's Test - Student Network drive

- Click on the folder icon - task bar
- Can you see “This PC – Documents
- Can you see your network drive?
 - Its your username
 - Can you create a folder in this drive?
 - Can you create a simple word doc and save in this folder?
 - Can you delete this file
 - Can you delete this folder?



Let's Test - Internet Connection

- Open Internet Explorer (if not already opened)
- Go to www.mackillop.vic.edu.au
- Go to main menu > Information > Notebook Program
- You all have 1 gigabyte (gb) of data / month
- If used within the month then \$2 per gigabyte can be bought at admin – no carry over into the next month



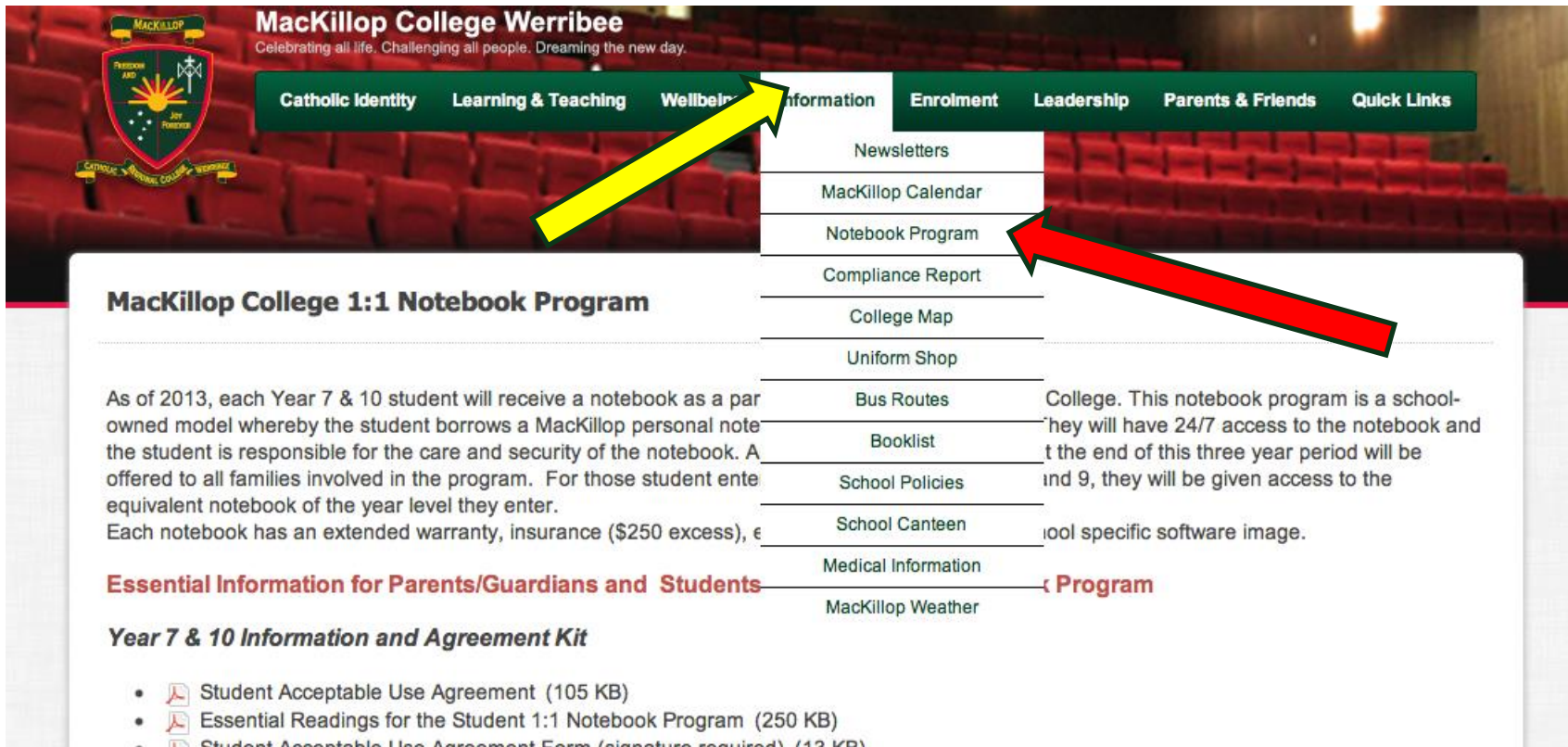
Mackillop College Werribee

Celebrating all life. Challenging all people. Dreaming the new day.



All Current Notebook Info

- www.mackillop.vic.edu.au



Mackillop College Werribee
Celebrating all life. Challenging all people. Dreaming the new day.

Catholic Identity **Learning & Teaching** **Wellbeing** **Information** **Enrolment** **Leadership** **Parents & Friends** **Quick Links**




- Newsletters
- Mackillop Calendar
- Notebook Program**
- Compliance Report
- College Map
- Uniform Shop
- Bus Routes
- Booklist
- School Policies
- School Canteen
- Medical Information
- Mackillop Weather

Mackillop College 1:1 Notebook Program

As of 2013, each Year 7 & 10 student will receive a notebook as a part of a school-owned model whereby the student borrows a MacKillop personal notebook. The student is responsible for the care and security of the notebook. A notebook is offered to all families involved in the program. For those students entering Year 7 and 9, they will be given access to the notebook at the start of the year. For those students entering Year 8 and 10, they will be given access to the notebook at the start of the year. Each notebook has an extended warranty, insurance (\$250 excess), and a school-specific software image.

Essential Information for Parents/Guardians and Students

Year 7 & 10 Information and Agreement Kit

-  Student Acceptable Use Agreement (105 KB)
-  Essential Readings for the Student 1:1 Notebook Program (250 KB)
-  Student Acceptable Use Agreement Form (signature required) (13 KB)



Mackillop College Werribee

Celebrating all life. Challenging all people. Dreaming the new day.



RE: To Know Worship and Love

- Year 7/10

- Open your TKWL year level PDF
- Username: 12mackil
- Password: 12mackil
- Tick “Remember me ...”
- Check that it is working
- Closed then re-open
- Check that it is working



MacKillop College Werribee

Celebrating all life. Challenging all people. Dreaming the new day.



Internet @ Home

- Never use bit torrent type software (P2P) for downloading games, videos and alike
 - Riddled with malware
 - Illegal
 - Not acceptable, so if found your notebook will be immediately re-imaged
- Never have links to games or the actual software on your notebook




Our Wireless Network

- Moving from class to class should not be an issue in wireless connection
- However if issues arise
 - Wait a little while for wireless to “kick in” 😊
 - If unsuccessful then restart (reboot) notebook
- Problem should now be solved
- If this continues go to ICCT Service Centre at the appropriate time (NOT DURING CLASS)



Cracked / Bleeding Screens



Excessive pressure caused by carry / lifting notebook by screen



Pens/pencils left on the keyboard then closing lid!



MacKillop College Werribee

Celebrating all life. Challenging all people. Dreaming the new day.



Care and Security

- Student lockers must have secure combo locks - DO NOT SHARE security lock code
- Padded Targus notebook carry bag must be used at all times between class
- Carry bag must be in student bag when going to/from school
- Notebooks must be taken home overnight (if occasionally can't be taken home then must be stored in the ICCT Centre)
- No notebooks during recess / lunchtime outside



Care and Security (cont'd)

- Never ever try to carry notebook by the screen
- Never move around with screen open
- Top causes for notebook damage
 - Screen damage
 - Tripping on cables
 - Lack of care for AC adapter and Power Cable
- Each notebook has school virus protection software on it



Classroom Guidelines

- Bring your notebook fully charged
- Manage your password appropriately
- Backup your files **REGULARLY**
- Manage your Internet and printing credit
- Always store your notebook in its carry case and in locked locker
- Carry your notebook around the school in its carry case



Classroom Guidelines

- Take your notebook home every day
- Report any notebook damage to your teacher and the technicians before school, recess, lunchtime or after school. NOT during class time.
- Only add appropriate material to your notebook protective skin
- Do not leave pen/pencils on keyboard



Gaming (on/off line)

There is definitely no gaming allowed on these notebooks, unless specifically requested and approved by the school.

Our system is constantly scanning for gaming-type files. If found then you will be called in by ICCT Services, your notebook will be immediately re-imaged, infringement will be permanently noted on your network record and further consequences may occur.



MacKillop College Werribee

Celebrating all life. Challenging all people. Dreaming the new day.



The Education Security Carry Bag



MacKillop College Werribee

Celebrating all life. Challenging all people. Dreaming the new day.



The Bag

- What do I need to do?
 - Write your name on tag
- When and How?
 - Travelling to and from school
 - Take out bag when unloading into locker
 - Notebooks **MUST** be inside the bag at all times when transporting notebook around
 - In class, place bag under your seat with shoulder strap tucked inside for safety purposes e.g. tripping



Travelling on the bus/car

- Always have your school bag in a vertical position on bus
 - saves potential damage to screen which is one of the most expensive parts of the notebook
- NEVER leave your notebook bag in clear view inside your family car if left unattended. Always place in boot and a cool place
- If being picked up from school you can carry your notebook bag to the car (only if on site)



Service Centre times

Before school:	8:15 am – 8:30 am
Recess:	10:35 am – 10:50 am
Lunchtime:	12:40 pm – 1:15 pm
After school:	3:20 pm – 4:15 pm

Repairs and Servicing: Notebook Helpdesk

No servicing of notebook during class time



MacKillop College Werribee

Celebrating all life. Challenging all people. Dreaming the new day.



Digital Technologies Guidelines

- Don't cyberbully, report any cyberbullying
- Surf the Internet safely
- Only open notebook screen upon request from teacher
- When requested to pay attention – hands off keyboards and lower screen
- Assistance? Ask three before the teacher
- Never “lend” your notebook to another student
- No notebooks out during recess or lunch




MacKillop College Werribee

Celebrating all life. Challenging all people. Dreaming the new day.



MacKillop College

1:1 Notebook Induction Program



MacKillop College Werribee

Celebrating all life. Challenging all people. Dreaming the new day.

